




SLASH

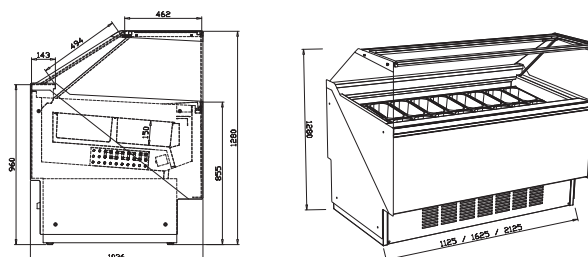




SLASH



CARATTERISTICHE TECNICHE E GAMMA PRODOTTI TECHNICAL SPECIFICATIONS AND PRODUCT RANGE



H 1280 | L / 1125 / 1625 / 2125

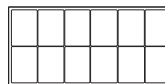
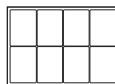
Vetro frontale extrachiario temperato apribile verso il basso
Spalle laterali in vetro temperato extrachiario
Chiusura lato operatore con scorrevoli in plexiglass
Illuminazione a LED sul tettino
Pannello di controllo elettronico con termometro e termostato digitali
Unità refrigerante ermetica interna con sbrinatorio automatico a gas caldo programmabile
Pannello frontale e spalle laterali riscaldate (optional)

Front tempered extra clear glass openable downwards
End side panels in tempered extra clear glass
Rear closure with plexiglas sliding doors
LED lighting on top
Electronic control panel with digital thermometer and thermostat
Internal hermetic refrigerating unit with programmable hot gas defrosting system
Heated front glass and end side panels (available as optional)

ALLESTIMENTO VASCHETTA GELATO DISPONIBILI ICE CREAM TUBS



VASCHETTA STANDARD
STANDARD ICE-CREAM TUBS
360 x 165 mm



VASCHETTA GRANDE
BIG ICE-CREAM TUBS
360 x 250 mm

G6

G9

MODELLO MODEL	G6 L 1124 x H 1292	G9 L 1624 x H 1292
Temperatura di esercizio Working temperature	-18/-20 °C	-18/-20 °C
Resa Cooling cap.	1550	1700
Alimentazione elettrica Electric supply	220V/50Hz	220V/50Hz
Potenza assorbita Max power input	1460	1760
Peso netto Net weight	350	410

N.B.: La temperatura di esercizio è riferita a condizioni ambientali di: +27°C/60% UR
N.B.: The working temperature refers to the following environmental conditions: +27°C/60% Relative Humidity



FB is a trademark of **CLABO S.p.A.**
Viale dell'Industria, 15 | 60035 Jesi (AN) | Italy
Tel. +39 0731 61531 | Fax +39 0731 6153211
info@fbstyle.it www.fbstyle.it